





Please find attached the clinical summary for Forest Pearl Jd Sweeney, Patient ID OSU_583511-002 for 05-06-2022

 Client Details

Name Sweeney, Teresa **Phone**
Address

 Patient Details

Name Forest Pearl Jd **Age** 7 years 11 months
Species Feline **Sex** Male
Breed Maine Coon **Referral** Dr Beckett, Tod - VCA Sawmill

 Master Problems

Apparently Healthy

Echocardiogram 5/6/22 unremarkable for patient body size

 Instructions/Prognosis

Emily Herrold

CASE SUMMARY:

Forest Pearl JD (JD) 7 year old MI Maine Coon presented to OSU Cardiology Service on 5/6/22 for a breeding certificate. . An echocardiogram was performed. Please see below for a summary of diagnostics.

Treatments: None

- No changes from last scan

Diagnostics:

- Echocardiogram: Echocardiogram showed similar chamber sizes and wall thicknesses compared to previous echocardiogram, within acceptable limits for JD's large body size.

Please see below for additional information about Forest Pearl JD's case.

INSTRUCTIONS:

Monitoring and respiratory rate:

Please monitor JD for signs of heart disease or heart failure such as exercise intolerance, weakness, labored or fast breathing, a progressive trend upwards in respiratory rate, coughing, abdominal distension, or fainting. Call OSU-VMC Cardiology or your referring veterinarian if any of these signs occur.

Diet:

In general, diets that are grain-free, contain exotic ingredients, or are not manufactured by a reputable company should be avoided since they have been linked to dilated cardiomyopathy. Additionally, diets that contain alternative carbohydrate sources such as chickpeas, lentils, sweet potatoes, beet pulp, or peas, even if they are grain inclusive, should be avoided. We suggest using a heavily researched brand such as Purina Pro Plan, Royal Canin, Hill's Science Diet, or Eukanuba. Provide

fresh water at all times.

ASSESSMENT AND PROGNOSIS:

JD's echocardiogram and breeding certification are his measurements are similar to past echocardiograms.

Although JD's measurements are similar to past years, hypertrophic cardiomyopathy (HCM) can be an acquired disease and is often diagnosed in older cats.

FOLLOW UP:

1) We recommend that JD has a recheck echocardiogram in an additional 1-2 years if he is to continue breeding, or at a later date f

Thank you for allowing us to take care of JD! He is a very sweet and handsome man! Don't hesitate to call us at 614-292-3551 or email us at osuvet.cardiologyservices@osu.edu if you think of any follow up questions.

Sincerely,

Student: Courtney Shade and Hannah Weinberg
Resident: Emily Herrold, DVM
Faculty: Karsten Schober, DVM, PhD, DECVIM-CA (Cardiology)

 History

Emily Herrold

Forest Pearl JD (owners call him JD) is an 8 year old intact male Maine Coon feline presenting to OSU VMC Cardiology Service for a breeding certificate.


JD has received breeding certifications echocardiograms throughout his lifetime with no abnormal findings (most recent study performed 8/6/2021). His owners report that, there have been no issues at home and there have been no changes in diet history or appetite. Owner reports that JD is active and still exercises at home.

Diet History

- Free feed dry food
 - Mix of 3 differed food: Solid Gold (Holistic Nutrition), Royal Canin, and N&D - Farmina
- Wet food twice daily
 - Fancy Feast

 Vitals

Date/Time	Weight (kg)	Heart Rate	Respiratory Rate	BCS	CRT	MM Attitude	Notes
05-06-2022 11:57:29am	12.75	200	56	5.0/9.0	1-2 sec	Pink QAR	temperature was not taken.

 Physical Exam

Emily Herrold

General: Euhydrated, QAR,

Head, neck, ears, nose (Discharge, odor, redness, masses, pain): Normal
Oral Cavity: Normal; MM pink, moist

Ocular (Sight, discharge, symmetry): Normal

Cardiopulmonary (Arrhythmia, murmur, pulse quality and synchrony, breath sounds, crackles, wheezes, tracheal sensitivity): no murmur today, regular rhythm with SSFP.

Abdominal Palpation: Normal; soft and pliable

Bladder Palpation: Normal

External Genitalia: Not Examined

Nervous System: Behavior, attitude, convulsions, weakness: Normal

Musculoskeletal: Lameness, limping, loss of mass, symmetry: Normal

Muscle Condition Score: Normal

Integumentary (hair loss, pigmentation pruritus, duration): Normal, healthy long hair coat

Swelling, enlargements, skin, lymph nodes, body cavities: Normal; large, prominent facial structures consistent with larger cats of this breed and intact male status

Rectal Exam: Not Examined

For your convenience, the OSU Cardiology service can be contacted by e-mail to request prescription renewals and to obtain test results. The e-mail address is: OSUVET.CardiologyServices@osu.edu Please include your first name, last name, pet's name, the best phone number to reach you, and your specific request. Your e-mail will be answered within 24 hours during regular business hours (Monday – Friday 8 AM to 5 PM).

If you need more immediate assistance, please call 614-292-3551. If you are requesting a new prescription, please allow 24-48 hours (during regular Business hours Monday – Friday 8 AM to 5 PM). If your pet's prescription has refills available, please call the OSU Vet Med pharmacy directly at 614-292-1010.

Emily Herrold, DVM

Ohio State Veterinary Medical Center

****WE NOW HAVE A CLIENT & PATIENT PORTAL****

PLEASE REGISTER USING THE EMAIL WE HAVE ON FILE FOR YOU, TO CHANGE THIS PLEASE CONTACT US
(tsgnore111@icloud.com, tsgnore@att.net)

REGISTRATION LINK: <https://osu.use2.ezyvet.com/external/portal/dashboard>